


Revival Doodle Book



1. Print the pages out on one piece of paper





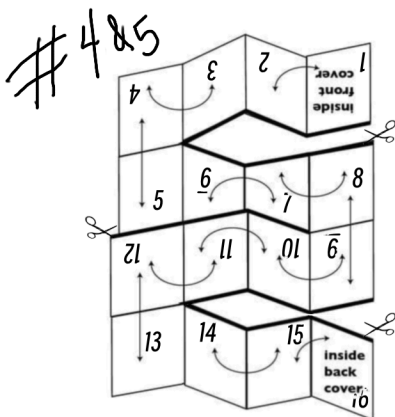
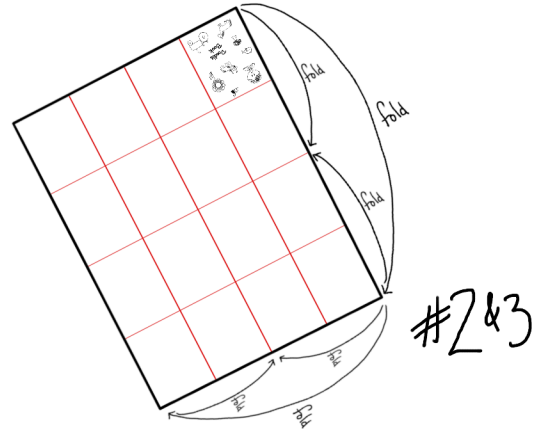
2. Fold on dotted lines


3. Unfold

4. Cut on red lines (don't cut too far)

5. Fold into booklet

6. Doodle away



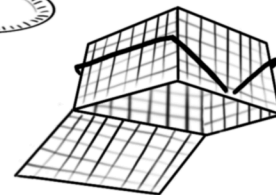
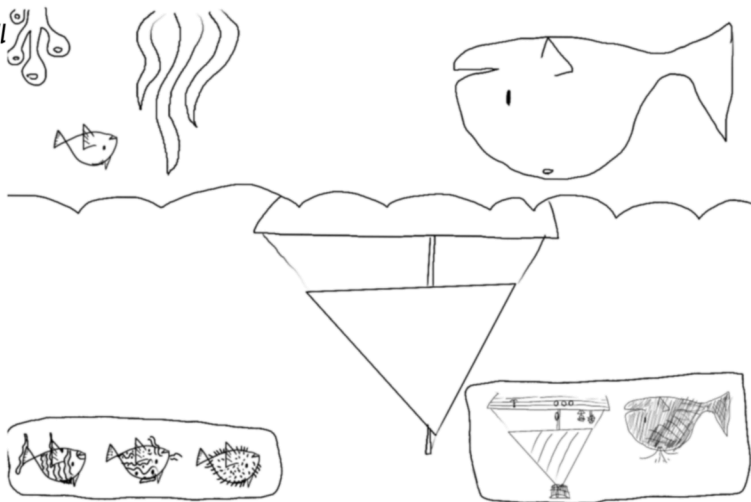
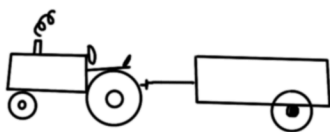







Doodle
Book

← cut ✂

✂ cut ↓

← cut ✂



ABCDEF

abcdef

GHIJKLM

ghijklm

NOPQRST

nopqrst

UVWXYZ

uvwxyz

